

Centre Number						Candidate Number				
Surname										
Other Names										
Candidate Signature										



General Certificate of Education  
Advanced Subsidiary Examination  
June 2015

# Mathematics

# MPC2

## Unit Pure Core 2

Wednesday 20 May 2015 9.00 am to 10.30 am

**For this paper you must have:**

- the blue AQA booklet of formulae and statistical tables.
- You may use a graphics calculator.

**Time allowed**

- 1 hour 30 minutes

**Instructions**

- Use black ink or black ball-point pen. Pencil should only be used for drawing.
- Fill in the boxes at the top of this page.
- Answer **all** questions.
- Write the question part reference (eg (a), (b)(i) etc) in the left-hand margin.
- You must answer each question in the space provided for that question. If you require extra space, use an AQA supplementary answer book; do **not** use the space provided for a different question.
- Do not write outside the box around each page.
- Show all necessary working; otherwise marks for method may be lost.
- Do all rough work in this book. Cross through any work that you do not want to be marked.

**Information**

- The marks for questions are shown in brackets.
- The maximum mark for this paper is 75.

**Advice**

- Unless stated otherwise, you may quote formulae, without proof, from the booklet.
- You do not necessarily need to use all the space provided.

For Examiner's Use	
Examiner's Initials	
Question	Mark
1	
2	
3	
4	
5	
6	
7	
8	
9	
TOTAL	

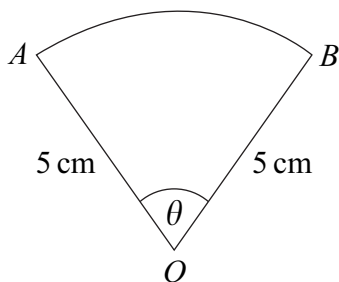


J U N 1 5 M P C 2 0 1

Answer **all** questions.

Answer each question in the space provided for that question.

- 1 The diagram shows a sector  $OAB$  of a circle with centre  $O$  and radius 5 cm.



The angle  $AOB$  is  $\theta$  radians and the area of the sector is  $15 \text{ cm}^2$ .

Find the **perimeter** of the sector.

**[4 marks]**

QUESTION  
PART  
REFERENCE

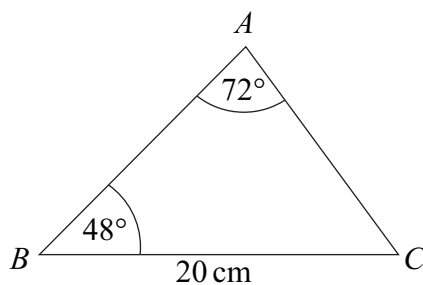
**Answer space for question 1**

A large rectangular area with horizontal dotted lines for writing the answer.





- 2 The diagram shows a triangle  $ABC$ .



The size of angle  $BAC$  is  $72^\circ$  and the size of angle  $ABC$  is  $48^\circ$ . The length of  $BC$  is  $20\text{ cm}$ .

- (a) Show that the length of  $AC$  is  $15.6\text{ cm}$ , correct to three significant figures. **[3 marks]**
- (b) The midpoint of  $BC$  is  $M$ . Calculate the length of  $AM$ , giving your answer, in  $\text{cm}$ , to three significant figures. **[4 marks]**

QUESTION  
PART  
REFERENCE

**Answer space for question 2**









4 A curve is defined for  $x > 0$ . The gradient of the curve at the point  $(x, y)$  is given by

$$\frac{dy}{dx} = \frac{2}{x^2} - \frac{x}{4}$$

(a) Find  $\frac{d^2y}{dx^2}$ .

[3 marks]

(b) The curve has a stationary point  $M$  whose  $y$ -coordinate is  $\frac{5}{2}$ .

(i) Find the  $x$ -coordinate of  $M$ .

[2 marks]

(ii) Use your answers to parts (a) and (b)(i) to show that  $M$  is a maximum point.

[1 mark]

(iii) Find the equation of the curve.

[4 marks]

QUESTION  
PART  
REFERENCE

Answer space for question 4







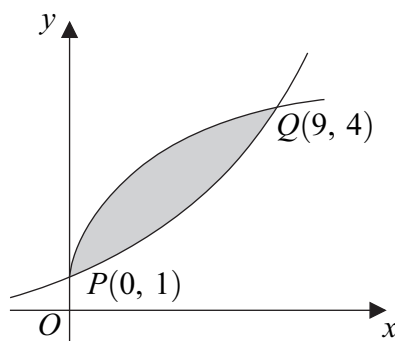








- 7 The diagram shows a sketch of two curves.



The equations of the two curves are  $y = 1 + \sqrt{x}$  and  $y = 4^{\frac{x}{9}}$ .

The curves meet at the points  $P(0, 1)$  and  $Q(9, 4)$ .

- (a) (i) Describe the geometrical transformation that maps the graph of  $y = \sqrt{x}$  onto the graph of  $y = 1 + \sqrt{x}$ . [2 marks]

- (ii) Describe the geometrical transformation that maps the graph of  $y = 4^x$  onto the graph of  $y = 4^{\frac{x}{9}}$ . [2 marks]

- (b) (i) Given that  $\int_0^9 \sqrt{x} \, dx = 18$ , find the value of  $\int_0^9 (1 + \sqrt{x}) \, dx$ . [1 mark]

- (ii) Use the trapezium rule with five ordinates (four strips) to find an approximate value for  $\int_0^9 4^{\frac{x}{9}} \, dx$ . Give your answer to one decimal place. [4 marks]

- (iii) Hence find an approximate value for the area of the shaded region bounded by the two curves and state, with an explanation, whether your approximation will be an overestimate or an underestimate of the true value for the area of the shaded region. [3 marks]

QUESTION  
PART  
REFERENCE

Answer space for question 7























**There are no questions printed on this page**

**DO NOT WRITE ON THIS PAGE  
ANSWER IN THE SPACES PROVIDED**

Copyright © 2015 AQA and its licensors. All rights reserved.



2 4